




Adobe Flash

Hypnotic Gear Rotation Tutorial

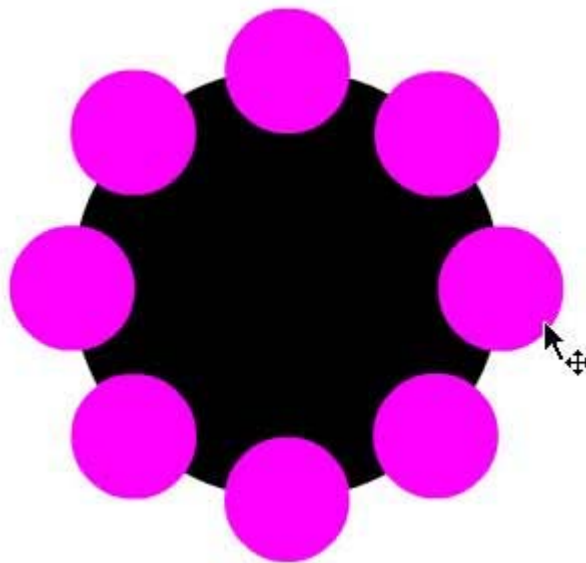
I'm not sure what inspired me to do this crazy gear rotating animation, but for some reason I just started making a simple gear in flash, then what does a gear do? Well it rotates!

This tutorial will show you how to make a gear in flash, and then animate it so it rotates, make a couple of copies and the result might seem a bit hypnotic.


1. Start by making an oval on the stage as shown below, then make 4 more ovals, smaller and place them as shown below.




2. Select all the four small ovals, make a copy and rotate it so we now a 8 following around the big oval shape.



Now if you delete all the small ovals, your shape should look like below.



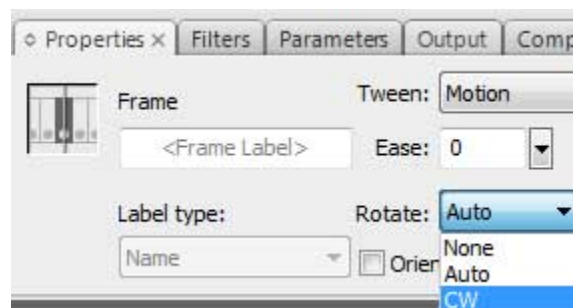
3. One last thing to do with the shape is to make on big hole in the middle using the same method as before.
4. Right click your new gear shape and convert it to a movie clip.



5. In the timeline make a new keyframe at frame 10, right click between frame 1 and 10, choose motion tween.



6. Go to the properties panel and change the rotation from auto (default) to CW (clock wise).





To view the end product click [here](#).